



2024 Mid-Year Highlights (Jan-June)



Utilization

66% Average Utilization for Troup

2,120 Total Booked Appointments

1,125 Provider Appointments

Engagement

100 WeChampion Visits

37 Annual Physicals

- **42** Well Women/Pap exams in 2024 to date (104 in 2023)

25 New Patients

Clinical Outcomes

59% of Diabetes patients HgA1c is within target

16% of patients have their BMI at normal range

89% of Hypertension patients have their systolic at target

Operations

Revamping WeChampion; partnership with TCC Wellness

PT Partnerships/MSK programs under review

AAAHC SOPs/training opportunities in progress

Reporting – Utilization

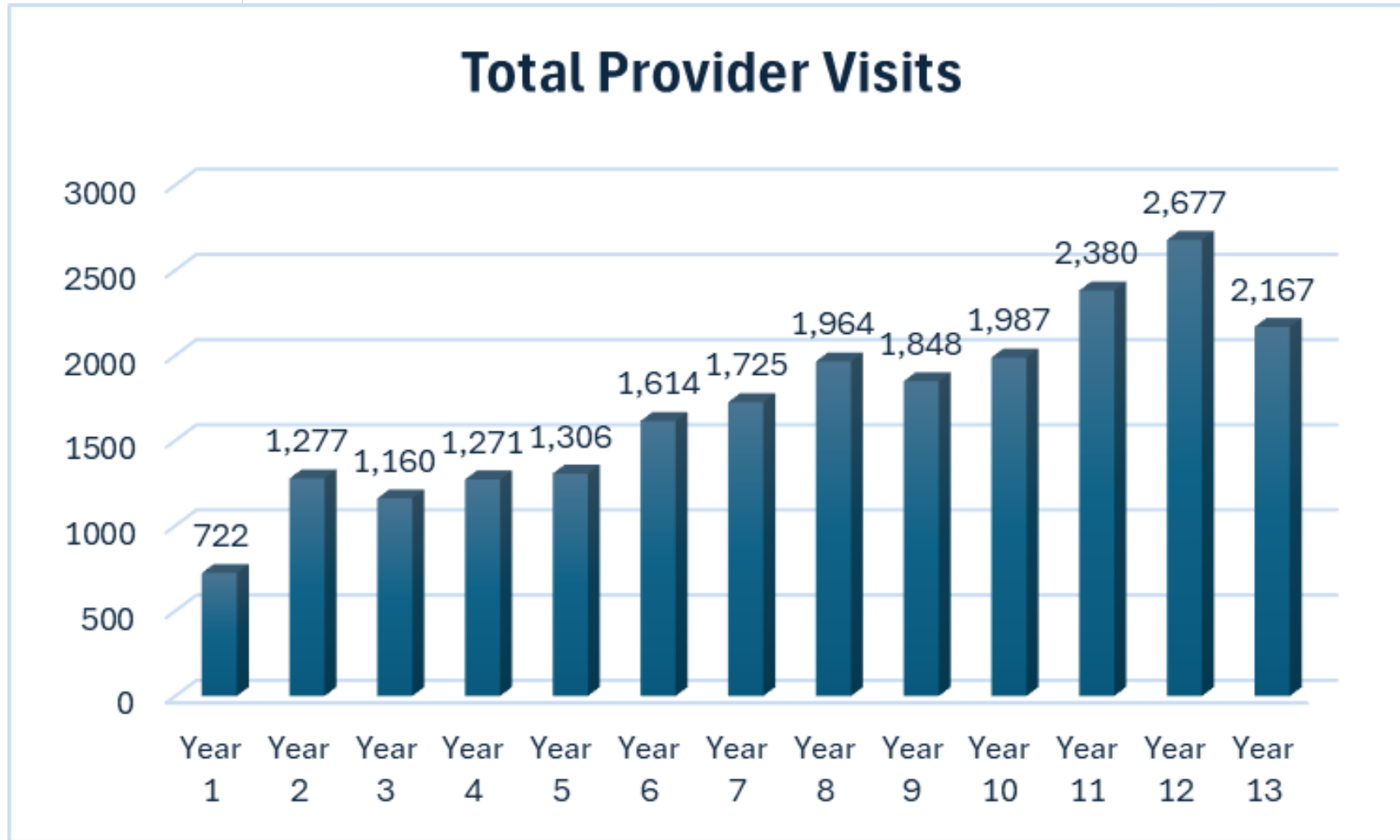
Troup County	Utilization (Provider Capacity)	Provider Visits	Total Visits (Provider and Nurse)	Total Unique Patients Seen
Q1 2024	64 %	561	993	370
Q2 2024	68 %	564	1,127	371

TCC Health Center	Utilization (Provider Capacity)	Provider Visits	Total Visits (Provider and Nurse)	Total Unique Patients Seen
Q1 2024	92 %	809	1,348	539
Q2 2024	87 %	724	1,444	507

Note: Utilization is the % of available capacity for visits used by patients in a given time period ; calculated as total minutes used/total available minutes of provider time.

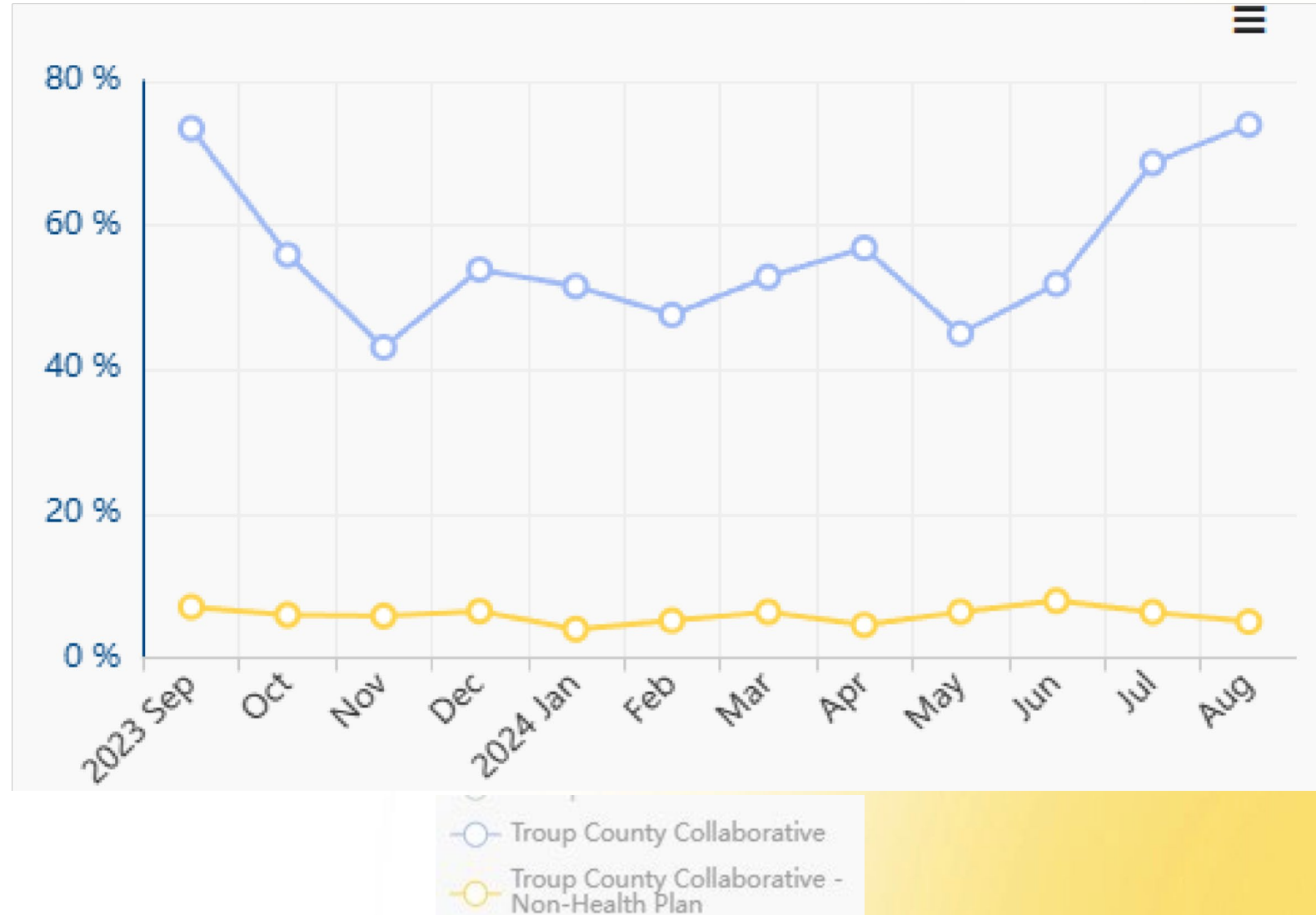
in a given time period ; calculated as total

Reporting – Utilization



Note: Total provider visits include rolling 12 months with 2024 data through 6/31/2024*; Since late 2023, provider hour access was reduced with the transition of the MD.


Utilization Comparison (Troup County Only)



Note: Utilization is the % of available capacity for visits used by patients in a given time period; calculated as total minutes used / total available minutes of provider time (this does not include nurse visits). The gauges to the left are the current rates for 2024.

ed/ total available

Reporting – Participation and Engagement



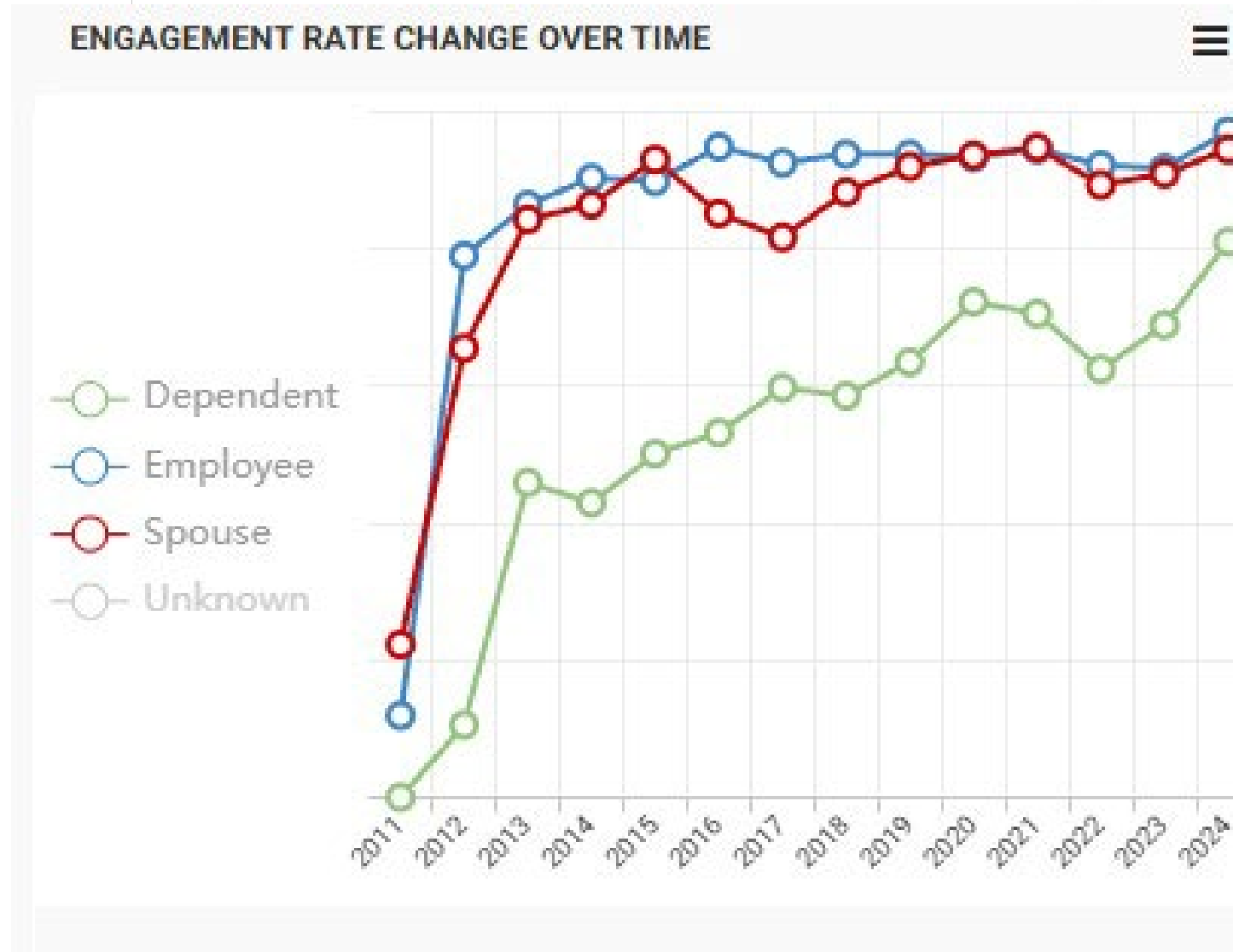
25 New Patients for 2024

497 Unique Patients utilizing the center for 2024 (75% are EE's)

***Note:** *Participation* is defined as the active employees who have had at provider visit since health center *Engagement* is defined as 3 or more visits within 2 years (established if designated center as their PCP.) the % of available capacity for visits patients in a given time period; total minutes used/total available minutes of provider time.

Troup County	Participation (in 2 years)	Provider Engagement (3+ provider visits)	Medical Home (Employees)	% of eligible, least one opening. provider they have a Utilization is used by calculated as
	Q1	83%	94%	94 %
	Q2	84%	94%	94 %

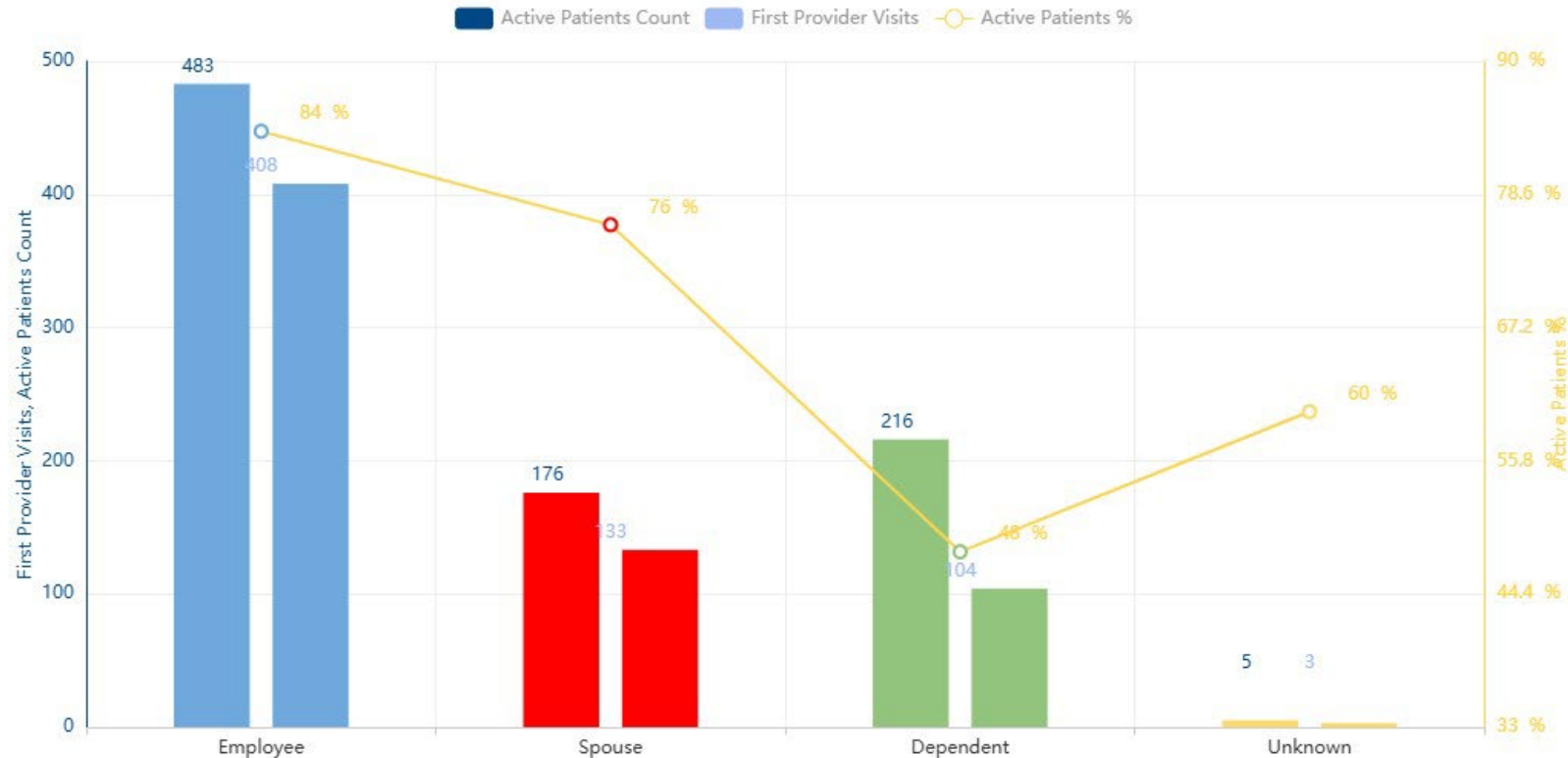
Engagement Rate Comparison



Reporting – Current Participation


Participation

FIRST PROVIDER VISITS PARTICIPATION (SNOWFLAKE)



***Note :** *Participation* is defined as the % of eligible, active employees who have had at least one provider visit since health center opening.





Reporting – Breakout of Participants



Totals include patients that are currently active in the health center

Troup County	Total
Employees	404
Spouses	159
Dependents	217
Retiree Employees	67
Retiree Spouses	19

Reporting – Chronic Disease Management


	Mammogram Screening for Eligible Patients	83.73%
	Colonoscopy Screening for Eligible Patients	42.34%
	ER & Urgent Care Visits	2.24 PER YEAR
	Speciality Care Visits	1.62 PER YEAR



59 % of patients with diabetes have their HgA1c in target



89 % of patients with hypertension have their systolic in target



16% of patients have their BMI within normal range

Top Medications Prescribed (Q1-Q2 2024)

TOP MEDICATIONS PRESCRIBED - 6L13		☰
Medication Name	Prescriptions Written	
predniSONE 20 mg Tab		101
Ergocalciferol 1.25 mg (50000 UT) Cap		68
Pantoprazole Sodium 40 mg Tab delayed rel		51
Testosterone Cypionate 200 mg/ML Solution Intramuscular		47
Benzonatate 200 mg Cap		47
Amoxicillin-Pot Clavulanate 875/125 mg Tab		46
Vitamin D (Ergocalciferol) 1.25 mg (50000 UT) Cap		45
Montelukast Sodium 10 mg Tab		45
Azithromycin 250 mg Tab		40
Gabapentin 300 mg Cap		39

Top 20 Diagnosis Codes (Q1-Q2 2024)

TOP 20 ICD CODES (SNOWFLAKE) - 9501		Q Q Q Q Q
Code and Description	Troup County Collaborative Distinct Patients	
Z13.9 - Encounter for screening, unspecified		382
E78.2 - Mixed hyperlipidemia		186
I10 - Essential (primary) hypertension		172
E11.9 - Type 2 diabetes mellitus without complications		87
E55.9 - Vitamin D deficiency, unspecified		84
J06.9 - Acute upper respiratory infection, unspecified		52
F41.1 - Generalized anxiety disorder		47
Z68.30 - Body mass index (bmi) 30.0-30.9, adult		45
E66.9 - Obesity, unspecified		44
G47.30 - Sleep apnea, unspecified		43
E03.9 - Hypothyroidism, unspecified		42
R73.03 - Prediabetes		41
K21.9 - Gastro-esophageal reflux disease without esophagitis		39
Z68.31 - Body mass index (bmi) 31.0-31.9, adult		36
Z68.29 - Body mass index (bmi) 29.0-29.9, adult		35
Z68.34 - Body mass index (bmi) 34.0-34.9, adult		35
E29.1 - Testicular hypofunction		32
Z68.33 - Body mass index (bmi) 33.0-33.9, adult		32
Z68.27 - Body mass index (bmi) 27.0-27.9, adult		32
Z68.26 - Body mass index (bmi) 26.0-26.9, adult		31

